

**Recover**

The Team Services Recover operation allows a suspended session to be recovered to another device. This differs from the Session Saver Auto-Reconnect which allows the same device to recover a suspended session.

In the diagram below we have two devices and two team members. Amos is working, but laid his device down to look behind a crate. Barry, just learning to drive the fork lift, ran over Amos's device. Amos was in the middle of some critical work and cannot afford to lose his session. Team Services can Recover Amos's session to a different device.

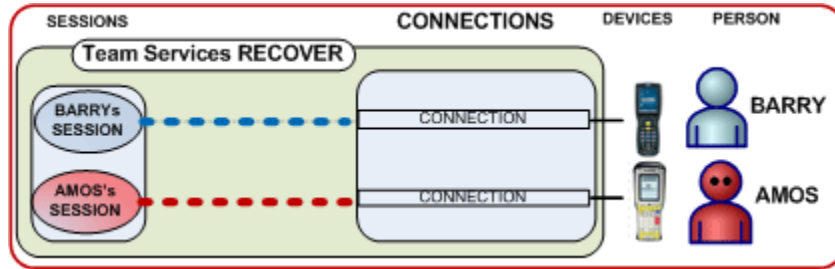


Figure 1: Before Team Service - RECOVER

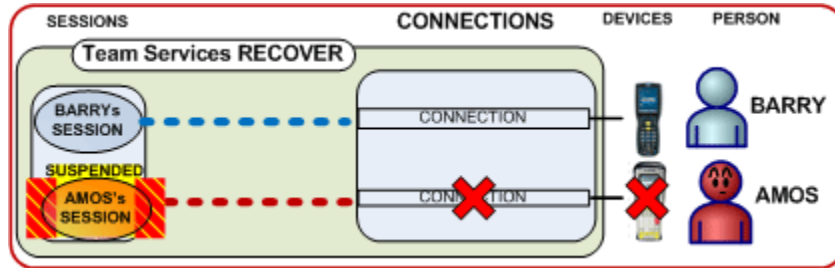


Figure 2: After Accident but before Team Service -RECOVER

After Amos's device is destroyed, his session is suspended but recoverable with TS. Barry has an extra wireless mobile device. Amos obtains the wireless mobile device. On the mobile device Amos enters Team Services Recover by pressing F7 . The mobile device display shows a list of suspended sessions (Figure 4).

Recover - continued

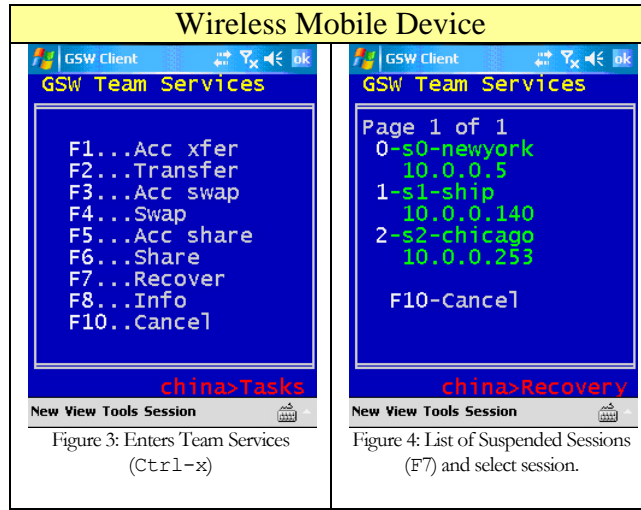


Figure 3: Enters Team Services (Ctrl-x)

Figure 4: List of Suspended Sessions (F7) and select session.

Amos is able to identify his session as s0 by the User Id and the IP Address. Amos presses number 0 to recover session 0 (s0). Amos can continue his work exactly where he left off.

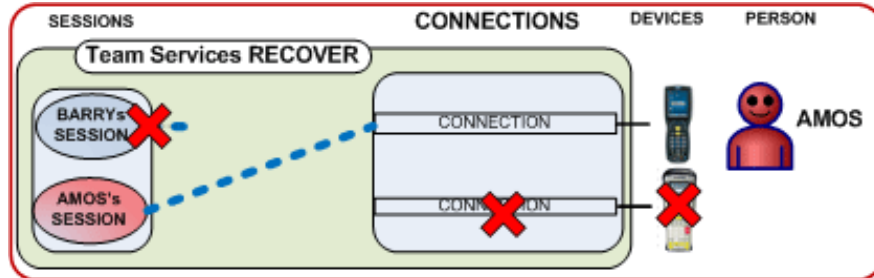


Figure 5: After Team Service - RECOVER